

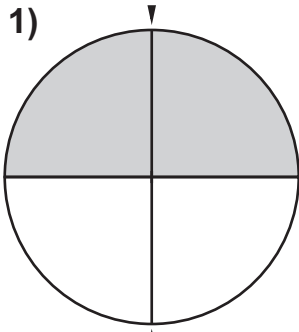


a) What fractions do these shaded circles show (how much is shaded)? Write your answers in the boxes on the left below each circle.

b) Draw new lines from the centre of each circle to the points on the circumference below the markers. What "new" fraction does each circle show now? Write your answer in the second box.

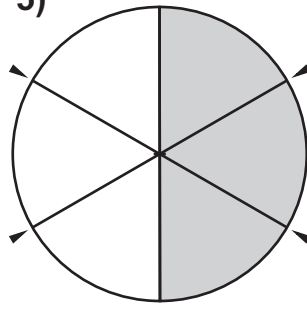
Question 1 has been completed as an example...

1)



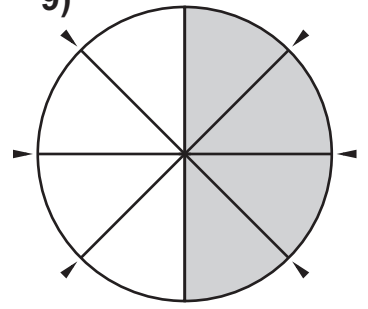
$$\frac{1}{2} = \frac{2}{4}$$

5)



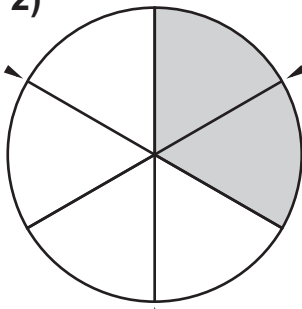
$$\frac{1}{2} = \frac{3}{6}$$

9)



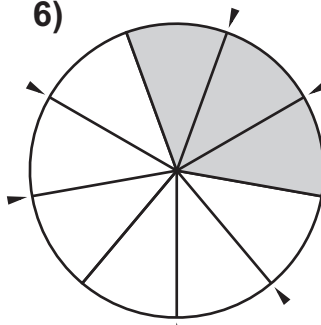
$$\frac{1}{2} = \frac{4}{8}$$

2)



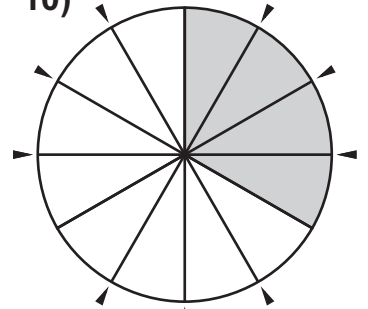
$$\frac{1}{3} = \frac{2}{6}$$

6)



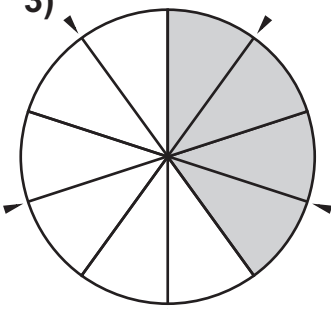
$$\frac{1}{3} = \frac{3}{9}$$

10)



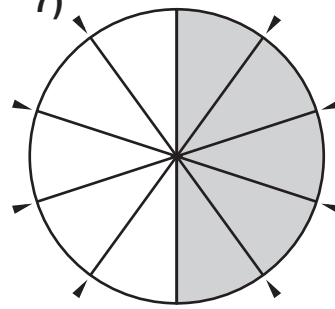
$$\frac{1}{3} = \frac{4}{12}$$

3)



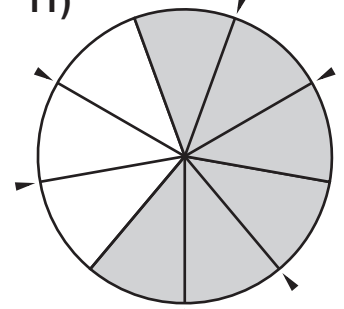
$$\frac{2}{5} = \frac{4}{10}$$

7)



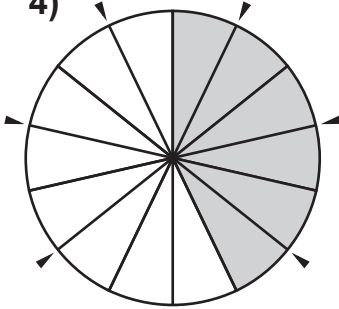
$$\frac{1}{2} = \frac{5}{10}$$

11)



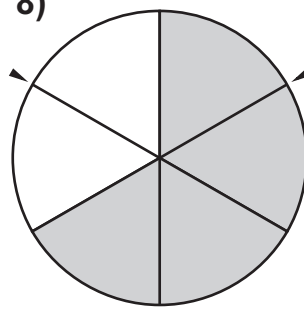
$$\frac{2}{3} = \frac{6}{9}$$

4)



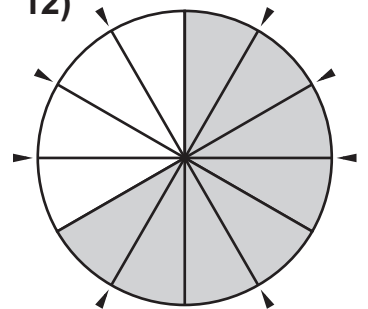
$$\frac{3}{7} = \frac{6}{14}$$

8)



$$\frac{2}{3} = \frac{4}{6}$$

12)



$$\frac{2}{3} = \frac{8}{12}$$